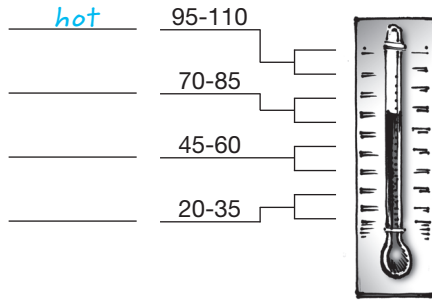



Unit 9: Rain or Shine

Lesson 1: Vocabulary

A Look at the thermometer. Label it with the words *cold*, *warm*, *hot*, and *cool*.



B Match the words with the pictures.



1. cloudy c

2. rainy _____

3. sunny _____

4. snowy _____

C Look at the pictures. Write sentences about each scene. Use the words in the box.

~~cloudy~~ cold cool hot rainy snowy sunny ~~warm~~



1. It's warm and cloudy. 2. _____ 3. _____ 4. _____

D What is the weather like in your native country? Write sentences.

In my country, _____

Lessons 2 & 3: Listening and Grammar

A Complete the sentences. Use the verbs in parentheses.

1. Kara is not working in her office today. She's at home.
(not work)
2. Carl and Martha _____ their daughter at college.
(visit)
3. Bruno _____ on the sofa. He's in the bedroom now.
(not sleep)
4. Steven _____ in the library.
(study)
5. Roman and Cara _____ lunch. They're in a meeting now.
(not eat)
6. Kate and Rob _____ dinner for us.
(make)

B Unscramble the words to form sentences. Use contractions.

1. She's talking on the phone.
(she / phone / talking / on / is / the)
2. _____
(are / we / TV / watching)
3. _____
(am / reading / a / I / book)
4. _____
(raining / is / Chicago / it / in)
5. _____
(is / he / his / riding / bike)
6. _____
(they / the / running / park / in / are)
7. _____
(is / she / wearing / jacket / new / a)
8. _____
(visiting / we / in / are / friends / Miami / our)

C Look at the picture. Complete the sentences with 's, isn't, 're, or aren't, and the verbs in parentheses.

1. She 's talking on the phone.
(talk)
2. She _____ water.
(drink)
3. She _____.
(eat)
4. She _____ her homework.
(do)
5. He _____ to music.
(listen)
6. He _____ his homework.
(do)
7. He _____ water.
(drink)
8. He _____ on the phone.
(talk)
9. They _____ in the kitchen.
(sit)
10. They _____.
(watch TV)



D Look at the picture. Describe what you see. Use the verbs in the box.

~~clean~~ cook listen to music read sleep

1. He's cleaning the floor.
2. _____
3. _____
4. _____
5. _____



Lesson 4: Workplace, Life, and Community Skills

A Match the advice with the emergencies.



a. an earthquake



b. a tornado



c. a landslide



d. a hurricane



e. a flood



f. a wildfire

- | | |
|------------------------------------|--|
| 1. Stay in the house. <u> d </u> | 2. Go downstairs. _____ |
| 3. Leave your home. _____ | 4. Go under a piece of furniture, like a desk. _____ |
| 5. Avoid the smoke. _____ | 6. Don't go swimming. _____ |

B Which type of bad weather do you have in your native country?

In my country, _____

- C** Look at the floor plan of an office building. Complete the sentences in the notice. Cross out the incorrect words.



Notice:

There will be a fire drill at 10:00 a.m. today.

Please follow the safety rules.



1. You are in the office marked "X." During the drill, go to the ~~exit / entrance~~.
2. Do not use the ~~elevators / stairways~~.
3. Exit the ~~building / elevator~~ quickly.
4. Go outside. Wait in the parking lot / office.

- D** Look at this storm preparation sheet. Complete the sentences.

1. To prepare for a storm you need enough food and _____ for a week.
2. You should make sure that you have enough _____ to pay for things.
3. You should charge your _____ and put gas in your _____.

May 8th
Prepare for a Hurricane
Get your supplies before hurricane season begins. Have enough food and water for each person for at least one week. Be sure to fill your prescriptions and have medicine on hand. Radios, batteries and phone chargers are also must haves. Gas up your vehicle and have extra cash on hand.

Hurricane Preparedness Week
May 6 - 12, 2018

- E** Prepare for storms in your area.

Add contact information to your phone for three emergency services that you might need if there is a storm. Include the name, phone number, address, and website.

Name	Phone number	Address	Website
_____	_____	_____	_____
_____	_____	_____	_____
_____	_____	_____	_____

Lessons 5 & 6: Listening and Grammar

A Look at the pictures. Answer the questions. Use short answers.

1.



a. Is Sara reading a book?

No, she isn't.

b. Is she talking on the phone?

c. Is she working?

2.




a. Is Sam working?

b. Is he running?

c. Is he listening to music?

3.



a. Are they eating?

b. Are they working?

c. Is it raining?

B Complete the conversations. Use short answers.

1. A: Is she studying English?
(study English)

B: No, she isn't.

2. A: _____ you _____?
(listen to music)

B: No, _____.

3. A: _____ you _____?
(shop for food)

B: No, _____.

4. A: _____ it _____ in Seattle?
(rain)

B: Yes, _____.

5. A: _____ they _____ today?
(go home)

B: No, _____.

6. A: _____ it _____ in Denver?
(snow)

B: No, _____.

C Complete the conversation. Use the sentences in the box.

Great. Get matches, too.

~~No, I'm not. I'm reading a magazine.~~

Oh, good. Are you getting water?

Really?

Yes. We need good weather!

Ann: Are you watching the news?

Tim: No, I'm not. I'm reading a magazine.

Ann: Well, turn on the TV. A big storm is coming.

Tim: _____

Ann: Yes. In fact, I'm coming home early. I'm at the grocery store now.

Tim: _____

Ann: Yes. I'm getting water, food, and a lot of batteries.

Tim: _____

Ann: OK. Do we need anything else?

Tim: _____

D  Listen. Check your answers to Exercise C.

Lesson 7: Reading

A Listen and read.

FACTS ABOUT TORNADES

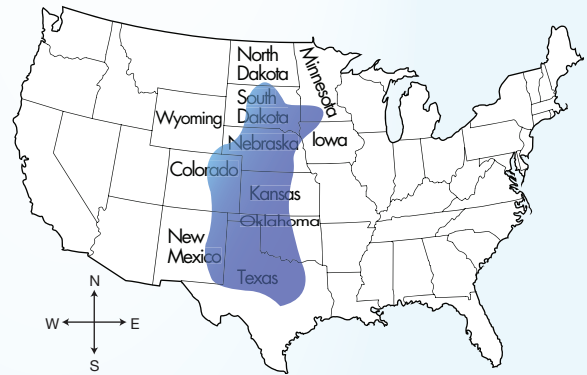
What is a tornado? A tornado is a storm with very strong wind. The wind moves in a circle. Sometimes it looks like a cone. The top is bigger than the bottom. A tornado can touch the ground. This makes it very dangerous. It can do a lot of damage.

In the U.S., about 1,200 tornadoes happen every year. They happen most often in the central part of the U.S. This is sometimes called "Tornado Alley." However, tornadoes can happen in other states, too.

Most tornadoes happen during May, June, and July. They can also happen during other months. They happen most often between 4:00 and 9:00 p.m.

It is important to know the safety rules. When there is a tornado warning, you need to follow the rules. If you are in your home, go to the lowest floor like a basement. Stay away from windows.

National Centers for Environmental Information



B DEVELOP YOUR ACADEMIC SKILLS. Read the article again. Answer the questions.

- When do most tornadoes take place?
 - winter
 - summer
 - spring and summer
- Where do tornadoes occur in the U.S.?
 - the north
 - the southeast
 - the central part

Academic Skill: Focus on details

The first time you read an article, read for the main idea. Then read again and focus on details. The details answer the questions *who*, *what*, *when*, *where*, *how*, and *why*.

C CITE EVIDENCE. Complete the sentences. Where is the information? Write the line number.

- | | Lines |
|---|-------|
| 1. A tornado is dangerous because it has _____. | |
| a. very heavy rain b. very strong wind c. a storm surge | _____ |
| 2. Sometimes tornadoes look like _____. | |
| a. a triangle b. a circle c. a cone | _____ |
| 3. There are about _____ tornadoes each year in the U.S. | |
| a. 2,000 b. 12,000 c. 1,200 | _____ |

D INTERPRET. Look at the map. Complete the sentences.

- _____ is one of the states at the south of Tornado Alley.
 - Indiana
 - Texas
 - Nebraska
- _____ is one of the states at the north of Tornado Alley.
 - Ohio
 - Arkansas
 - North Dakota

Lessons 8 & 9: Listening and Grammar

A Look at the pictures. Complete the sentences. Use *a* or *an* when necessary.



1. It's very cold out. You need earmuffs and gloves.



2. I need _____. It's really sunny out today.



3. It's pretty cold and rainy out. Do you have _____ and _____?



4. You need _____ when you're running. It's very sunny.



5. It's pretty cold and it's snowing. You need _____ and _____.

B Unscramble the words to form sentences.

1. _____.
(really / hot / in / it's / and / Dallas / today / humid)

2. _____.
(it's / cold / and / in / pretty / snowing / Boston / now)

3. _____.
(foggy / in / San Francisco / it's / very / winter / the / in)

4. _____.
(spring / weather / pretty / in / the / in / New York / nice / is / the)

C  Listen to the weather reports. Circle the letter of the correct answer.



1. The weather in San Francisco is _____.

- a. cold and very foggy
- b. cool and very foggy**
- c. cool but not foggy

2. The weather in Seattle is _____.

- a. rainy and pretty cool
- b. rainy and pretty cold
- c. rainy and pretty warm

3. In New York, it's _____.

- a. sunny and pretty hot
- b. sunny and pretty warm
- c. sunny and very hot

4. The weather in Houston today is _____.

- a. really humid
- b. really cool
- c. really warm

5. In Denver, it's _____.

- a. not very cold
- b. very cold
- c. very cool

Lesson 10: Writing

A Read the Writing Skill. Complete the sentences. Use words from the box.

I work outside I love the cold weather it's very cold
~~it's warm, but not hot~~ I like to swim

1. My favorite month is May because
it's warm, but not hot
2. My favorite season is winter because

3. I don't like winter because

4. I like the hot weather because

5. I like sunny, warm weather because

Writing Skill: Use *because* to give a reason

The word *because* gives a reason. It explains why. For example:

Why does he like hot weather? He likes hot weather because he loves the beach.

B Look at the picture. Combine sentences using *because*.

1. I love Boston. The winter there is beautiful.
I love Boston because the winter there is beautiful.
2. I like the snow. Winter is my favorite season.

3. I always wear gloves in the winter. My hands get very cold.



C Read the text. Correct three errors.

I love San Francisco. It's my favorite city because I don't love the weather there. In the summer, it warm. It's not very hot. Fall is my favorite season because it is usually warm and sunny. In the winter, it is sometimes rainy. In the spring, it very cool.

Lesson 11: Soft Skills at Work

A LEARN NEW SKILLS. How can you be ready to learn new skills? Check (✓) the correct answers.

- a. want to learn
- b. be excited about learning
- c. repeat old ideas
- d. read about new ideas
- e. attend trainings



Yefim is a teacher. He learns new things in his job.

B Yefim talks to a teacher. Complete the conversation.

Cross out the incorrect words. Then circle *True* or *False*.

1. **Co-worker:** We have a new app for taking attendance. I am / are using it. It's great!

Yefim: Is it / they easy to use?

Co-worker: Yes, it's really / never easy. I can show you.

Yefim: That's pretty / nice good! You know I don't like new technology.

Co-worker: It's not very difficult.

Yefim: That sounds good. I is / am going to try it.

2. Yesim is ready to learn new skills. True False

C Yefim talks to another teacher. Complete the conversation.

Cross out the incorrect words. Then circle *True* or *False*.

1. **Co-worker:** We're having / have another meeting about the new computers.

Yefim: That's a very / much good idea, isn't it?

Co-worker: I don't think so.

Yefim: Why not?

Co-worker: I really / pretty don't want to go. I know how to use a computer.

We don't need / needing more meetings.

Yefim: Well, you might learn something new at the meeting

2. Yefim's co-worker is not ready to learn new skills. True False

D JOB INFORMATION. Yefim is a teacher. Look at the job information. Choose the correct answer.

Work Environment	Schools, colleges, training centers
Work Experience	Student teaching
Education	College degree

1. Yefim can work in different places. True False

2. Yefim never has to learn new things. True False