

## WELCOME UNIT

### IN THE CLASSROOM Ex. 1B, p. 2

1. What was that last part again?
2. What's the difference between "I want" and "I would like"?
3. You're saying we should interview our partners and take notes?
4. How do you say "firma" in English?
5. Could you explain that a bit more?
6. Could you speak up, please?

### LEARN ABOUT YOUR BOOK Ex. 2, p. 3

1. The Learning Objectives
2. 10
3. 5
4. on pages 125-154
5. There's practice in the mobile app.
6. the goal of the lesson
7. internet search activity

### LEARN ABOUT YOUR APP Ex. 3, p. 3

1. to the Apple store, the Google Play store
2. in the app and also in the website: pearsonELT.com/startup
3. the Table of Contents for Unit 1
4. a. 1, b. 3, c, 2
5. download the files
6. you go to the practice activities for the lesson

## UNIT 1 WHAT ARE YOUR FAVORITE THINGS?

### LESSON 1 Talk about your interests

#### VOCABULARY Ex. 1B, p. 6

1. sports
2. cultural activities
3. hobbies or free-time activities
4. social issues

### PRONUNCIATION Ex. 3B, p. 7

- |                   |                      |
|-------------------|----------------------|
| 1A. museums       | 3A. cooking, recipes |
| 1B. sports, quiet | 3B. too, time        |
| 2A. tennis        | 4A. theater          |
| 2B. too, Sam      | 4B. too, expensive   |

### CONVERSATION Ex. 4A, p. 7

	Su-min	Mehmet
1. likes soccer	<input checked="" type="checkbox"/>	<input checked="" type="checkbox"/>
2. likes traveling	<input checked="" type="checkbox"/>	<input checked="" type="checkbox"/>
3. likes politics	<input type="checkbox"/>	<input checked="" type="checkbox"/>

### CONVERSATION Ex. 4B, p. 7

**Su-min:** I just had a great conversation with a colleague about soccer.

**Mehmet:** Oh yeah? I didn't know you were into soccer.

**Su-min:** I love it!

**Mehmet:** Me, too! We have something in common.

**Su-min:** Yes, sounds like it. I wonder what else we both like.

**Mehmet:** I like politics.

**Su-min:** Not me. I can't stand politics!

## LESSON 2 Talk about accessories

### PRONUNCIATION Ex. 3B, p. 9

- |      |      |
|------|------|
| 1. a | 3. b |
| 2. b | 4. a |

### CONVERSATION Ex. 4A, p. 9

1. F - Mehmet ~~hates~~ <sup>likes</sup> Su-min's bracelet.
2. F - The personal message on Su-min's bracelet <sup>grandmother</sup> is from her ~~mother~~.
3. F - Mehmet thinks a gift like Su-min's bracelet is ~~too personal and not~~ a good idea.
4. T - Su-min wants to help Mehmet shop for his sister's birthday gift.

### CONVERSATION Ex. 4B, p. 9

Mehmet: That's a beautiful bracelet!

Su-min: Thanks. It's one of the few pieces of jewelry that I wear.

Mehmet: Well, I really like it.

Su-min: Thank you. By the way, that tie is very cool. Where did you get it?

Mehmet: I got it at a store where my cousin works.

## LESSON 3 Describe personal objects

### VOCABULARY Ex. 1B, p. 10

Age: antique, old-fashioned, modern

Physical quality: shiny, dull, old-fashioned

Shape: rectangular, oval

Material: glass, metal, cotton

### LISTENING Ex. 3A, p. 11

- |      |      |
|------|------|
| 1. c | 3. c |
| 2. b | 4. a |

### LISTENING Ex. 3B, p. 11

keychain: shiny, metal

cards: smooth, rectangular

hatbox: old, round

hat: old-fashioned, silk

## LESSON 4 Read about making choices

### CHECK YOUR UNDERSTANDING Ex. 3A, p. 13

- b
- a

### CHECK YOUR UNDERSTANDING Ex. 3B, p. 13

1, 2, 5, 7, 8, 10

### CHECK YOUR UNDERSTANDING Ex. 3C, p. 13

- a
- b

## LESSON 5 Write about a friend

### BEFORE YOU WRITE Ex. 1C, p. 14

How we met:

at a design

conference

Activities we do together:

- play tennis

- have lunch

### CALLUM

Interests we share:

- design

- sports (soccer, tennis)

- traveling

What we talk about:

- design projects

- politics

### FOCUS ON WRITING Ex. 2, p. 15

I have a lot of friends, but I have only a few friends who I feel very close with. (My best friend is Callum.) Callum and I met three years ago, at a design conference. We started talking about a presentation which we both liked. Then we found out that we have a lot of the same interests in our personal lives. Both of us like sports, especially soccer and tennis. We also both like traveling. Callum has been to some really interesting places, like Nepal and South Africa!

As designers, Callum and I both have very busy lives, but we always make time to see each other. We play tennis together almost every weekend. Afterwards, we have lunch and talk about a lot of different things. We often talk about projects we are working on. Sometimes it's nice to get an outside opinion! We also discuss politics. We don't always agree with each other, but Callum always has interesting points to make. I like that he introduces new ideas to me.

It's not every day you find someone that you get along with so well. I really enjoy spending time with Callum.

## PUT IT TOGETHER

### MEDIA PROJECT Ex. 1A, p. 16

*Possible answer:* She talks about things that are important to her.

## MEDIA PROJECT Ex. 1B, p.16

Possible answers:

1. She talks about a silver ring and an antique brown wood and metal box.
2. Her grandfather gave her the ring as a graduation gift. She bought the box when she was traveling in Japan with her family.
3. The ring has special memories of her graduation and her grandfather. The box has an interesting story and is an antique.

## UNIT 2 WHAT IS THE WEATHER LIKE?

### LESSON 1 Talk about the weather

#### VOCABULARY Ex. 1B, p. 18

1. thunder
2. It's clearing up.
3. a rainbow
4. It's getting windy.
5. It's getting cloudy. / The sky is getting dark.
6. It's starting to rain. / a storm

#### PRONUNCIATION Ex. 3B, p. 19

/ð/: that, the, brother's, this

/θ/: thunder, theater, birthday, Thursday, think, third

#### PRONUNCIATION Ex. 3C, p. 19

- 1 and 4  
3 and 6  
5 and 2

#### CONVERSATION Ex. 4A, p. 19

1. c
2. a

#### CONVERSATION Ex. 4B, p. 19

Diana: Did you hear that?

Jim: Yeah. Sounds like thunder.

Diana: The sky is getting dark. There might be a storm coming.

Jim: I don't think I'll go out for lunch today.

Diana: Good idea. You don't want to be out in this weather.

## LESSON 2 Report dangerous weather

#### VOCABULARY Ex. 1B, p. 20

1. icy roads
2. flooding
3. heavy rain
4. freezing temperatures

#### PRONUNCIATION Ex. 3B, p. 21

1. I've lived in a place with hurricanes.
2. I've driven on icy roads.
3. I haven't seen a tornado.
4. I've been watching the news a lot.
5. It hasn't rained in a month.
6. The weather has been colder.

#### LISTENING Ex. 4A, p. 21

1. a
2. b

#### LISTENING Ex. 4B, p. 21

**The Midwest:** Dangerous tornadoes have been moving through the area / 20,000 homes and businesses in western Texas have reported loss of power.

**Montreal:** Temperatures have been falling all week. / A blizzard has dropped ten inches of snow on the city.

**Santiago:** Chile has been experiencing a severe drought. / The wildfire has burned more than 600 homes.

## LESSON 3 Discuss the effects of weather

### VOCABULARY Ex. 1B, p. 22

Possible answers:

We had to evacuate.	We lost power.	The streets were flooded.	Trees fell down.
a tornado	a tornado	a hurricane	a tornado
a hurricane	a hurricane	a landslide	a hurricane
a blizzard	a blizzard		a blizzard
a drought	a drought		a wildfire
a wildfire	a wildfire		a landslide
a landslide	a landslide		an earthquake
an earthquake	an earthquake		
The roads were closed.	The roads were icy.	Stores were closed.	Homes were damaged.
a tornado	a blizzard	a tornado	a tornado
a hurricane		a hurricane	a hurricane
a blizzard		a blizzard	a blizzard
a drought		a drought	a wildfire
a wildfire		a wildfire	a landslide
a landslide		a landslide	an earthquake
an earthquake		an earthquake	

### CONVERSATION Ex. 3A, p. 23

- ☒ The streets flooded.
- ☒ People had to evacuate.
- ☐ Jim's sister's house flooded.
- ☒ Trees fell down
- ☐ Jim's sister's house lost power.
- ☐ Stores were closed.
- ☐ Roads were closed.
- ☐ Jim's sister lived near the water, so her house was damaged.
- ☒ People lost their homes and cars.

### CONVERSATION Ex. 3B, p. 23

Diana: Have you ever been in a hurricane?

Jim: Yeah. I have.

Diana: Really? What happened?

Jim: It rained so hard that the streets were flooded.

Diana: Oh no!

Jim: And the wind was so strong that trees fell down.

Diana: Sounds like it was dangerous!

Jim: It was. A lot of homes were damaged.

## LESSON 4 Read about extreme weather

### CHECK YOUR UNDERSTANDING Ex. 3A, p. 25

b

### CHECK YOUR UNDERSTANDING Ex. 3B, p. 25

What's falling from the sky?

2. fish
3. worms
4. golf balls

Where does this strange rain come from?

2. space ship that exploded
3. extreme weather

Strange rain goes to Hollywood

1. Sharknado movies

### CHECK YOUR UNDERSTANDING Ex. 3C, p. 25

1. b
2. a

## LESSON 5 Write about a weather event

### FOCUS ON WRITING Ex. 1B, p. 26

She is writing about a snowstorm.

### FOCUS ON WRITING Ex. 2, p. 26

Details about the weather

- Got 30 cm of snow
- The temperature was around -12° C

How weather affected plans

- Couldn't travel to any meetings out of town
- Trying to get on another flight

Closing

- Ask about friend: Is everything okay with you?  
How's the new job going?
- Sign off: Hope all is well!

## PUT IT TOGETHER

### MEDIA PROJECT Ex. 1A, p. 28

Possible answer:

He talks about the weather.

## MEDIA PROJECT Ex. 1B, p. 28

Possible answers:

1. There was rain on Tuesday. Then on Wednesday, the sun came out. The afternoon was sunny and warm.
2. Lucas couldn't go to the park on Tuesday (because of the rain). In the afternoon on Wednesday, Lucas played soccer.
3. He thinks that there may be another rainstorm.

## UNIT 3 HOW WELL DO YOU WORK TOGETHER?

### LESSON 1 Discuss problems at work

#### VOCABULARY Ex. 1B, p. 30

Conversation 1: mad – didn't follow instructions

Conversation 2: tense – didn't meet deadlines

Conversation 3: embarrassed – didn't communicate clearly

Conversation 4: frustrated – doesn't have experience

#### PRONUNCIATION Ex. 3B, p. 31

1. design, designer
2. embarrassed, embarrassing
3. graduate, graduation
4. frustrated, frustrating (BrE stress: frustrated, frustrating)
5. effective, effectively
6. organized, organization

#### CONVERSATION Ex. 4A, p. 31

1. b
2. c
3. c

#### CONVERSATION Ex. 4B, p. 31

Diana: So what went wrong?

Liz: Well first, they didn't communicate clearly.

Diana: I agree. They didn't respond to emails very well.

Liz: And they didn't follow instructions.

Diana: Yes! That got me so frustrated!

Liz: Yeah, I found that hard to understand.

## LESSON 2 Talk about avoiding problems

#### VOCABULARY Ex. 1B, p. 32

Possible answers:

	Before starting a project	During a project	After the project
1. brainstorm ideas	<input checked="" type="checkbox"/>	<input checked="" type="checkbox"/>	<input type="checkbox"/>
2. offer suggestions	<input checked="" type="checkbox"/>	<input checked="" type="checkbox"/>	<input checked="" type="checkbox"/>
3. set up a meeting	<input checked="" type="checkbox"/>	<input checked="" type="checkbox"/>	<input checked="" type="checkbox"/>
4. set clear goals	<input checked="" type="checkbox"/>	<input checked="" type="checkbox"/>	<input type="checkbox"/>
5. stay on schedule	<input type="checkbox"/>	<input checked="" type="checkbox"/>	<input type="checkbox"/>
6. give feedback	<input type="checkbox"/>	<input checked="" type="checkbox"/>	<input checked="" type="checkbox"/>
7. create an agenda	<input checked="" type="checkbox"/>	<input type="checkbox"/>	<input type="checkbox"/>

#### CONVERSATION Ex. 3A, p. 33

1. F Liz and Diana have decided ~~not~~ to use the printing company again.
2. T They will give the printing company feedback with specific examples.
3. T They will set clear goals to communicate better.
4. F They will *not* ask the printing company for daily reports.

#### CONVERSATION Ex. 3B, p. 33

Liz: How about we offer some suggestions on how to work together more effectively?

Diana: That's a great idea! What did you have in mind?

Liz: Well, for one, we could set up weekly meetings.

Diana: I couldn't agree more! That will give us a specific time to discuss problems that come up.

Liz: Exactly!

## LESSON 3 Talk about a misunderstanding

#### VOCABULARY Ex. 1B, p. 34

1. misunderstand
2. confused
3. assume
4. figure out
5. realize
6. clarify

### PRONUNCIATION Ex. 3B, p. 35

- |       |       |
|-------|-------|
| 1. 30 | 3. 18 |
| 2. 14 | 4. 50 |

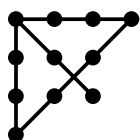
### LISTENING Ex. 4A, p. 35

- a
- b

## LESSON 4 Read about creative thinking

### READ Ex. 2B, p. 36

Answer to the Nine-dot puzzle



### CHECK YOUR UNDERSTANDING Ex. 3A, p. 37

Lateral thinking might help you to solve problems.

### CHECK YOUR UNDERSTANDING Ex. 3B, p. 37

- a
- b, c
- a, c

### CHECK YOUR UNDERSTANDING Ex. 3C, p. 37

- |      |      |
|------|------|
| 1. a | 3. b |
| 2. b | 4. b |

## LESSON 5 Write about communication skills

### BEFORE YOU WRITE Ex. 1B, p. 38

Listening

### BEFORE YOU WRITE Ex. 1C, p. 38

Argument: Listening

Supporting Argument 2: succeed

Supporting Argument 1, Reason: more open to you

Supporting Argument 1, Reason: solutions

Supporting Argument 2, Reason: new or different ideas

Supporting Argument 2, Reason: a better way

### FOCUS ON WRITING Ex 2, p. 39

Listening is especially important when you disagree with people. (If you want to solve the disagreement, you first have to listen and understand how they are feeling.) Are they frustrated, angry, disappointed? (If they feel like you are trying to understand them, they will be more open to you.) Also, if you understand how they are feeling, it's easier to come up with solutions that you can both agree on.

Listening is also important because it can help you succeed at work. The most successful business leaders are good listeners. (They are always paying attention to what others are saying so that they can hear new or different ideas.) (Listening to new ideas like this can help you think of a better way to do something.)

## PUT IT TOGETHER

### MEDIA PROJECT Ex. 1A, p. 40

Possible answer:

He talks about his co-workers.

### MEDIA PROJECT Ex. 1B, p. 40

Possible answers:

- Malik brainstorms ideas for projects with him and has lots of creative ideas.
- He goes to lunch with Yanni and feels more relaxed. Yanni asked him to lunch when Rafi was new at work.
- Tariq gives him helpful feedback.

## UNIT 4 HOW DO YOU RELAX?

### LESSON 1 Talk about how life has changed

### PRONUNCIATION Ex. 3B, p. 43

- |        |        |
|--------|--------|
| 1. Yes | 4. Yes |
| 2. No  | 5. No  |
| 3. Yes | 6. Yes |

### CONVERSATION Ex. 4A, p. 43

- |           |           |
|-----------|-----------|
| 1. Flavio | 3. Flavio |
| 2. Both   | 4. Jim    |

### CONVERSATION Ex. 4B, p. 43

Flavio: I was thinking about what we used to do before all this technology.

Jim: What do you mean?

Flavio: Well, before social media, I would stay in touch with my friends much less frequently.

Jim: What do you do now?

Flavio: Now I message them all the time.

## LESSON 2 Talk about what you like

### PRONUNCIATION Ex. 3B, p. 45

•••	••••	•••••
I do, too.	We can do it. How's it going? How did you do?	Where are you from? What about you?

### CONVERSATION Ex. 4A, p. 45

1. b
2. c

### CONVERSATION Ex. 4B, p. 45

Flavio: What kind of movies do you like?

Jim: All kinds. But I don't like suspense movies too much.

Flavio: Yeah. I don't either. I like science fiction.

Jim: So do I! A good sci-fi movie can really make you think.

Flavio: I agree.

## LESSON 3 Talk about a movie review

### VOCABULARY Ex. 1B, p. 46

1. acting, direct
2. blockbuster
3. release
4. play
5. role
6. plot
7. adapt

### LISTENING Ex. 3A, p. 47

1. b
2. a
3. a

### LISTENING Ex. 3B, p. 47

1. a
2. a
3. c

## LESSON 4 Read an interview with a location scout

### READ Ex. 2A, p. 48

1. an interview
2. his work as a location scout

### CHECK YOUR UNDERSTANDING Ex. 3A, p. 49

b c d

### CHECK YOUR UNDERSTANDING Ex. 3B, p. 49

1. c
2. c
3. a
4. a

### CHECK YOUR UNDERSTANDING Ex. 3C, p. 49

1. b
2. a

## LESSON 5 Write a movie review

### BEFORE YOU WRITE Ex. 1B, p. 50

*Possible answer:* He thought it was terrible.

### BEFORE YOU WRITE Ex. 1C, p. 50

Feature	Summary	+ or -	Why?
	ordinary woman, Carla's past	-	exciting
Actor	star	+	realistic
	second	-	disappointment

### FOCUS ON WRITING Ex. 2, p. 51

I went to see *Hunted* this weekend, and I thought it was awful! I felt like I wasted two hours and twelve dollars.

First of all, the plot sounds exciting, but it is actually very predictable. Carla, an ordinary woman - a high school teacher - is being chased by a group of bad men. We don't know who they are, and we don't know why they are chasing her. As the movie goes

on, you find out more and more about Carla's past, and how she is connected to these men. Of course, it turns out that she isn't so ordinary after all. By the time the movie reveals the "surprise," it isn't much of a surprise I knew exactly what was going to happen in the end.

The star of the movie is Pia Andrade, an actress I usually like a lot. Her acting in this movie is good – she is the reason I gave the movie two stars instead of just one. While the role she plays in this movie is very silly, Andrade makes the character realistic. Still, with her talent, I think she should play more serious roles.

This is the second movie from director Oscar Lombard. I loved his first movie, *Awaken*. It had an interesting, surprising plot, and the acting was great. In contrast, *Hunted* is a real disappointment. Let's hope his next movie is better!

## PUT IT TOGETHER

### MEDIA PROJECT Ex. 1A, p. 52

*Possible answer:*

She likes rock music. / She loves rock ('n roll).

### MEDIA PROJECT Ex. 1B, p. 52

*Possible answers:*

1. The Roads
2. Their music is really exciting; the guitarist and the drummer both sing really well.
3. The band has a really cool sound, and their videos are interesting and creative.

## UNIT 5 WHAT ARE WE EATING?

### LESSON 1 Discuss restaurant experiences

#### VOCABULARY Ex. 1B, p. 54

*Possible answers:*

**Positive:** fresh, cozy, efficient

**Negative:** bland, greasy, stale, slow, poor, rushed, crowded

**Neutral:** casual, formal

#### PRONUNCIATION Ex. 3B, p. 55

- |            |           |
|------------|-----------|
| 1. service | 3. chef   |
| 2. Russian | 4. greasy |

#### CONVERSATION Ex. 4A, p. 55

1. cozy
2. efficient
3. vegetables

#### CONVERSATION Ex. 4B, p. 55

**Mehmet:** You haven't been here before, have you?

**Liz:** No. It's my first time. The atmosphere is great, casual, not too crowded. And I love the modern style.

**Mehmet:** Yeah, it's a nice place. And just wait until you taste the food!

## LESSON 2 Talk about food preferences

#### VOCABULARY Ex. 1B, p. 56

*Answers left-to-right:*

Dessert; Starters and soups/Appetizers; Entrees/  
Main Dishes; Sides/A la Carte

#### PRONUNCIATION Ex. 3B, p. 57

- |                   |                   |
|-------------------|-------------------|
| 1. fruit <u>1</u> | 4. food <u>1</u>  |
| 2. juice <u>1</u> | 5. onion <u>3</u> |
| 3. good <u>2</u>  | 6. soup <u>1</u>  |

#### CONVERSATION Ex. 4A, p. 57

1. c
2. a
3. a

#### CONVERSATION Ex. 4B, p. 57

**Mehmet:** So, what do you feel like?

**Liz:** The salmon looks good, but I had it last night. I'd rather try something else.

**Mehmet:** Well, how about the salad with grilled shrimp?

**Liz:** Perfect! So, what are you having?

**Mehmet:** I usually order fish, but I'm not in the mood today. Maybe the steak sandwich?

**Liz:** The steak sandwich looks good.



## LESSON 3 Tell a story about a party

LISTENING Ex. 3A, p. 59

c

LISTENING Ex. 3B, p. 59

4, 3, 2, 1, 5

## LESSON 4 Read a restaurant review

READ Ex. 2A, p. 60

The reviews are both positive and negative.

CHECK YOUR UNDERSTANDING Ex. 3A, p. 61

b

CHECK YOUR UNDERSTANDING Ex. 3B, p. 61

- |      |      |
|------|------|
| 1. M | 4. J |
| 2. C | 5. J |
| 3. M | 6. C |

CHECK YOUR UNDERSTANDING Ex. 3C, p. 61

- b
- a

CHECK YOUR UNDERSTANDING Ex. 3D, p. 61

	Positive	Negative
Cristina	lots of options perfectly prepared a great salad bar	
Marco		too salty hardly any choices too loud
Joan	helpful waiters	steaks were tough

## LESSON 5 Write a food blog

BEFORE YOU WRITE, Ex. 1B, p. 62

Korean foods

FOCUS ON WRITING Ex. 1B, p. 62

*Possible answers:*

He writes about Korean food. He describes a kind of soup, and some pancakes with meat and vegetables.

FOCUS ON WRITING Ex. 2, p. 62

Kal-gook-soo

long, wide noodles  
similar to fettucini noodles  
made fresh in restaurants  
vegetable, seafood, chicken

Seafood pa-jeon

seafood and scallion pancake  
not pancake batter, but flour mix  
not breakfast, but appetizer  
fried in oil until outside is slightly crispy

## PUT IT TOGETHER

MEDIA PROJECT Ex. 1A

*Possible answer:*

She talks about what she had for lunch.

MEDIA PROJECT Ex. 1B

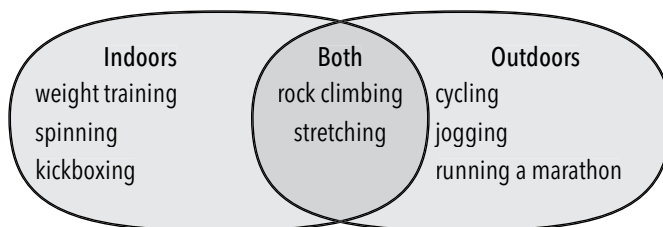
*Possible answers:*

- It's awesome. The restaurant has fast and efficient service.
- She ate salad for her starter. Her main course was roast chicken with rice and carrots. Her dessert was chocolate cake and coffee.
- Dessert is her favorite part of the meal.

## UNIT 6 HOW DO YOU STAY HEALTHY?

### LESSON 1 Talk about fitness activities

VOCABULARY Ex. 1B, p. 66



PRONUNCIATION Ex. 3B, p. 67

- Do you like kickboxing?
- Do you drink coffee?
- Have you ever gone ice skating?
- What makes you feel less stressed?

### CONVERSATION Ex. 4A, p. 67

1. c
2. b
3. a

### CONVERSATION Ex. 4B, p. 67

Su-min: Staying in shape can be tough when you're really busy. Do you do any kind of exercise?

Flavio: I like doing things outdoors, like hiking or cycling.

Su-min: You do? That's cool.

Flavio: How about you?

Su-min: I'm really into running these days.

## LESSON 2 Talk about managing stress

### VOCABULARY Ex. 1B, p. 68

1. reduce your stress
2. take a break
3. keep a work-life balance / take time off
4. set realistic goals
5. burn out

### PRONUNCIATION Ex. 3B, p. 69

1. A: I thought you were going to stay home today.  
B: I had to come in for a meeting.
2. A: Do you want to go to the gym?  
B: Now? I've got to make some phone calls.  
A: Well, I have to take a break and move around.

### CONVERSATION Ex. 4A, p. 69

1. her workout
2. turn off their phones
3. keep a work-life balance

### CONVERSATION Ex. 4B, p. 69

Flavio: Hey, you need to take a break or you're going to burn out!

Su-min: I know. I was going to make more time for myself, but...

Flavio: I know it's hard. But it's not healthy for you to work like this.

## LESSON 3 Give advice on staying healthy

### VOCABULARY Ex. 1B, p. 70

1. fit, intense
2. are out of shape, moderate
3. build strength, burn calories
4. stay in shape

### LISTENING Ex. 3A, p. 71

1. c
2. a

### LISTENING Ex. 3B, p. 71

1. check on bottom box
2. check on bottom box
3. check on bottom box

## LESSON 4 Read about fitness apps

### CHECK YOUR UNDERSTANDING Ex. 3A, p. 73

c

### CHECK YOUR UNDERSTANDING Ex. 3B, p. 73

Features	FitVeu	FitterNow	YouGoPal
Free	✓ X	X	✓
Provides a fitness coach	✓	✓	X
Connects to social media	✓	✓	X
Adjusts workout to fitness level	✓	✓	X
Keeps track of - speed	✓	✓	✓
- distance	✓	✓	✓
- diet	X	✓	X
Lets you compete with friends	X	✓	X

### CHECK YOUR UNDERSTANDING Ex. 3C, p. 73

1. a
2. c

### CHECK YOUR UNDERSTANDING Ex. 3D, p. 73

- 1a. more expensive
- 1b. diet feature
2. compared to, unlike

## LESSON 5 Write about health and fitness

### BEFORE YOU WRITE Ex. 1B, p. 74

running and meditation

### FOCUS ON WRITING Ex. 2A, p. 74

What's my secret to staying healthy and in shape? Well, I actually have two secrets: running and meditation.

Everyone knows that exercising regularly is a great way to get and stay healthy. And running is a great exercise because it strengthens your whole body. You use all the muscles in your body when you run, so it works out your legs, stomach, and your upper body. Running is also a great way to exercise because it's so easy to do! You can do it anywhere, anytime, and you don't even need to go to the gym! A lot of people think you need to do long, hard workouts. That's not true! All you need to do is do something active regularly. And because running is so easy to do, it's a great way to stay active regularly.

I also think it's really important to meditate every morning. One effect of meditation is that I feel calm even when work gets stressful. Another effect is that I can concentrate really well. I am able to stay focused on tasks for a long time. Finally, I believe that meditation makes me more creative. I can come up with new and different ideas because my mind is relaxed.

What are *your* favorite ways to stay healthy?

### FOCUS ON WRITING Ex. 2B, p. 74

Cause		Effects
Running	→	<ul style="list-style-type: none"><li>• It strengthens her whole <u>body</u>.</li><li>• It works out her <u>legs</u>, <u>stomach</u>, and upper body.</li><li>• It's so <u>easy</u> to do.</li></ul>
Meditation	→	<ul style="list-style-type: none"><li>• It helps her feel <u>calm</u>.</li><li>• It helps her concentrate well.</li><li>• It makes her more <u>creative</u>.</li></ul>

## PUT IT TOGETHER

### MEDIA PROJECT Ex. 1A, p. 76

*Possible answer:* She gives advice about how to reduce stress while studying.

### MEDIA PROJECT Ex. 1B, p. 76

*Possible answers:*

1. She does chair yoga.
2. *Answers will vary.*
3. It makes her body feel better, and she has less stress.

## UNIT 7 HOW DO YOU DO THIS?

### LESSON 1 Ask about how to do something

#### VOCABULARY Ex. 1B, p. 78

- |            |            |
|------------|------------|
| 1. I, F, E | 6. F, E    |
| 2. I, F, E | 7. F       |
| 3. F, E    | 8. I       |
| 4. F, E    | 9. I, F, E |
| 5. F       | 10. I      |

#### CONVERSATION Ex. 3A, p. 79

1. a
2. a
3. c

#### CONVERSATION Ex. 3B, p. 79

**Su-min:** Can you explain how you install the Image View software?

**Jim:** Sure. Open up the link and look for version 5.1 of the file.

**Su-min:** Just a sec. OK, I'm there.

**Jim:** Now click on direct download next to the file and wait for the pop-up window.

**Su-min:** Got it. Thanks!

**Jim:** No problem.

## LESSON 2 Talk about expectations

### VOCABULARY Ex. 1B, p. 80

1. challenging
2. supportive
3. laid-back
4. experienced
5. intimidating
6. confident

### PRONUNCIATION Ex. 3B, p. 81

1. My friends are just as busy as I am.
2. I'm not as confident as I seem.
3. English isn't nearly as difficult as some other languages.
4. Smartphones aren't as useful as laptops.

### CONVERSATION Ex. 4A, p. 81

1. b
2. b
3. c

### CONVERSATION Ex. 4B, p. 81

- Jim: How's your internship going?
- Su-min: It's going great. Better than I expected.
- Jim: Oh, yeah?
- Su-min: Yeah. I was a little nervous at first.
- Jim: Well, that's understandable. But I'll bet you weren't as nervous as I was when I started here!
- Su-min: I'm not so sure about that! I was actually a little scared of everyone. But people here aren't as intimidating as I thought.

## LESSON 3 Give instructions

### VOCABULARY Ex. 1B, p. 82

Possible answers:

1. get on / back up / figure out
2. figure out
3. back up / go over / go through
4. check in with / figure out
5. go over / back up / go through / put together
6. run out of

### PRONUNCIATION Ex. 3B, p. 83

1. A: Don't forget to back your files up.  
B: I already backed them up.
2. A: Do you know how to set this up?  
B: I think I can figure it out.
3. A: Turn the lights off when you leave, OK?  
B: I'm not sure how to turn them off.
4. A: Let's go over these notes.  
B: OK. Let's go over them after lunch.

### LISTENING Ex. 4A, p. 83

- a. 3
- b. 5
- c. 2
- d. 4
- e. 1

### LISTENING Ex. 4B, p. 83

1. Peter; Jim
2. Jim; Peter
3. Peter; Jim
4. Peter
5. Jim; Peter
6. Jim; Peter

## LESSON 4 Read about good work habits

### CHECK YOUR UNDERSTANDING Ex. 3A, p. 85

b

### CHECK YOUR UNDERSTANDING Ex. 3B, p. 85

1. S
2. V
3. K
4. T
5. T
6. K

### CHECK YOUR UNDERSTANDING Ex. 3C, p. 85

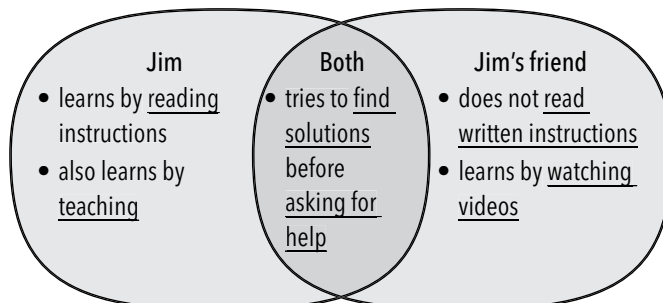
1. b
2. a

### CHECK YOUR UNDERSTANDING Ex. 3D, p. 85

a, c, e

## LESSON 5 Write about how people learn

### BEFORE YOU WRITE Ex. 1C, p. 86



## FOCUS ON WRITING Ex. 2, p. 87

### The Ways We Learn

People learn in many different ways. Some of us are really good at reading written instructions; others prefer to look at pictures. Some people learn by watching other people do something first, while others learn by doing things themselves.

In my case, I need time to read and concentrate before I learn something new. Then I like to teach it to someone else right away. In this way, I gain a deeper understanding of the new skill. For example, I recently learned how to use a new computer program. Then I taught a co-worker how to use the program. After I taught my co-worker, I felt like I really understood the program. I no longer needed to check the written instructions.

In contrast, I have a friend who *never* reads written instructions. Instead, she prefers to watch videos online. Once, she watched a video about how to fix her laptop computer, and then she changed all the hardware in her laptop – all without reading anything! She is really good at figuring things out on her own, and she will always try to find solutions before she asks for help. That's one thing we have in common.

How do *you* learn? I'd love to hear your stories.

## PUT IT TOGETHER

### MEDIA PROJECT Ex. 1A, p. 88

*Possible answer:* He shows how to play a guitar.

### MEDIA PROJECT Ex. 1B, p. 88

*Possible answers:*

1. He needs a guitar.
2. He talks about the strings, the neck, and the frets.
3. He shows how to hold the guitar, how to put your finger on the strings, and how to play the guitar strings/chord.

## UNIT 8 HOW ARE YOU FEELING?

### LESSON 1 Talk about feeling sick

#### VOCABULARY Ex. 1B, p. 90

1. a migraine
2. allergies
3. a sneeze
4. the flu
5. food poisoning
6. indigestion

#### PRONUNCIATION Ex. 3B, p. 91

- |          |             |
|----------|-------------|
| 1. cough | 3. migraine |
| 2. cold  | 4. why      |

#### CONVERSATION Ex. 4A, p. 91

1. c
2. a
3. b

#### CONVERSATION Ex. 4B, p. 91

**Mehmet:** Do you have a stomachache?

**Diana:** No, but I think I might have a fever.

**Mehmet:** Do you have a cough? You could be coming down with the flu.

**Diana:** Oh no, not again!

**Mehmet:** What are you looking for?

**Diana:** I'm looking for my tea. I take it when I think I might be getting sick.

### LESSON 2 Talk about the flu

#### VOCABULARY Ex. 1B, p. 92

- ☒ drink plenty of fluids
- ☒ avoid crowded places
- ☒ stay home until you are not contagious

#### PRONUNCIATION Ex. 3B, p. 93

- |          |          |
|----------|----------|
| 1. can't | 3. can   |
| 2. can   | 4. can't |

#### LISTENING Ex. 4A, p. 93

1, 2

### LISTENING Ex. 4B, p. 93

Here are two easy things you can do to protect yourself.

First: get the flu vaccine

Second: • wash your hands  
• avoid touching your face

Now here's my third piece of advice. If you catch the flu:

- stay away from other people
- avoid all public places
- stay home and rest
- drink plenty of fluids

Finally, once you feel better:  
wait a couple of days

## LESSON 3 Discuss what happens when you get sick

### VOCABULARY Ex. 1B, p. 94

1. make others sick
2. get worse
3. get over
4. call in sick
5. get better

### CONVERSATION Ex. 3A, p. 95

1. b
2. a
3. c
4. a

### CONVERSATION Ex. 3B, p. 95

**Mehmet:** Diana? What's wrong? Why are you wearing a mask?

**Diana:** Oh, this. I'm just being careful. It's the flu season.

**Mehmet:** You've had the flu shot, right?

**Diana:** Yes, of course. But you never know. If I get sick, I'll miss work, and we won't meet our deadline.

## LESSON 4 Read about keeping cool

### CHECK YOUR UNDERSTANDING Ex. 3A, p. 97

a

### CHECK YOUR UNDERSTANDING Ex. 3B, p. 97

1. c
2. c
3. a

### CHECK YOUR UNDERSTANDING Ex. 3C, p. 97

1. a
2. a

### CHECK YOUR UNDERSTANDING Ex. 3D, p. 97

1. **Paragraph 2:** because hot drinks and chilies...  
**Paragraph 3:** cause those sensors to respond...  
**Paragraph 4:** As a result, the brain sends out the message
2. a. E, C  
b. C, E  
c. E, C

## LESSON 5 Write about being sick

### BEFORE YOU WRITE Ex. 1C, p. 98

	Who will read this?	What are the important details?
Email 1	Diana's manager, Tracy	She needs to take <u>a sick day</u> . She has <u>the flu</u> . Her team has <u>a meeting</u> today. Heather will <u>lead the meeting</u> . She will let Tracy know <u>when she can come back in to the office</u> .
Email 2	Diana's friend, Susan	She has to cancel <u>lunch</u> . She has <u>the flu</u> . She caught it from <u>a guy at a restaurant</u> . She will let Susan know <u>when they can reschedule their lunch</u> .

### FOCUS ON WRITING Ex. 2A, p. 99

Email 1 is formal. Email 2 is informal.

## FOCUS ON WRITING Ex. 2B, p. 99

Sick!

From: Diana Olivera To: susanr@gotmail.com

Hi Susan,

I'm so sorry, but I have to cancel our lunch today.

Can't believe this—but I think I may be coming

down with something. I went out to eat at my

favorite restaurant last week, and guess what? The

guy sitting at the table next to mine? Totally sick!

He was coughing all over the place. I mean, why

was he out in public when he was clearly sick??

Anyway, I woke up this morning feeling awful. My

head is hurting and I have a bad cough. It looks like

it might be the flu, and I'm pretty sure I got it from

that guy. Ugh, I'm so mad! I'll have to miss work

today. I don't want to spread it to other people.

I'll let you know as soon as I feel better. Let's

reschedule our lunch then!

## PUT IT TOGETHER

### MEDIA PROJECT Ex. 1A, p. 100

*Possible answer:* She wants to show ways to stay healthy.

### MEDIA PROJECT Ex. 1B, p. 100

*Possible answers:*

1. A water bottle, oranges, and tea with honey.
2. Eating oranges.
3. Tea with honey.

## UNIT 9 CAN YOU TELL ME A STORY?

### LESSON 1 Tell a personal story

#### VOCABULARY Ex. 1B, p. 102

Positive emotions	Negative emotions
proud of	mad at
surprised at	disappointed in
satisfied with	unhappy with
	surprised at

#### PRONUNCIATION Ex. 3B, p. 103

1. flying on a plane
2. speaking to a group
3. crowded streets
4. small spaces
5. driving on bridges
6. spiders or snakes

#### CONVERSATION Ex. 4A, p. 103

1. b
2. a
3. b

#### CONVERSATION Ex. 4B, p. 103

Jim: I went skydiving last weekend!

Flavio: Skydiving? But wait—you're afraid of heights!

Jim: Not anymore! I promised myself that this year I was finally going to deal with my fear.

Flavio: Incredible. You must be proud of yourself.

## LESSON 2 Retell a story

#### VOCABULARY Ex. 1B, p. 104

1. make it on time
2. oversleep
3. rush out the door
4. grab a cup of coffee
5. catch the bus
6. run late

#### PRONUNCIATION Ex. 3B, p. 105

1. comma
2. period
3. comma
4. comma

#### CONVERSATION Ex. 4A, p. 105

1. a
2. c

#### CONVERSATION Ex. 4B, p. 105

Flavio: You'll never believe what happened last week.

Jim: Yeah? What?

Flavio: Well, I got dressed in the dark because I didn't want to wake up Carmen and the baby.

Jim: Makes sense.

Flavio: While I was waiting for the bus, a couple of people gave me strange looks.

Jim: Oh no!

## LESSON 3 Explain how you learned to do something

### VOCABULARY Ex. 1B, p. 106

1. work on
2. discovered
3. catch on / get it
4. memorize
5. get good at / master

### LISTENING Ex. 3A, p. 107

b

### LISTENING Ex. 3B, p. 107

1. a, c, d
2. c, d, f

## LESSON 4 Read about the power of stories

### CHECK YOUR UNDERSTANDING Ex. 3A, p. 109

c

### CHECK YOUR UNDERSTANDING Ex. 3B, p. 109

1. b
2. b, c
3. c

### CHECK YOUR UNDERSTANDING Ex. 3C, p. 109

c

### CHECK YOUR UNDERSTANDING Ex. 3D, p. 109

1. a. "The triangles were in love with the circle."  
b. "The circle was running away from the angry triangles."
2. Stories taught them what was safe to eat.
3. The students remembered up to 6-7 times more words when they were part of a story.

## LESSON 5 Write about a funny experience

### FOCUS ON WRITING Ex. 2A, p. 110

Earlier	Same time	Later
before	As while at the same time	Afterwards Then the next day

### FOCUS ON WRITING Ex. 1C, p. 111

1. shopping
2. pair of headphones
- 3a. a jacket
- 3b. shoes
- 4a. store
- 4b. headphones
5. Flavio and Carmen

## PUT IT TOGETHER

### MEDIA PROJECT Ex. 1A, p. 112

*Possible answer:* He discovered he didn't have to be successful at everything.

### MEDIA PROJECT Ex. 1B, p. 112

*Possible answers:*

1. Luis was on his high school running team with his brother.
2. He broke his ankle when he was running.
3. He joined the baseball team.

## UNIT 10 WHAT WILL THE FUTURE BRING?

### LESSON 1 Discuss hopes and dreams

#### VOCABULARY Ex. 1B, p. 114

**Personal goals:** start a family, look for my own place, take care of my parents

**Career goals:** open a restaurant, start a business, get a promotion, go to law school



### CONVERSATION Ex. 3A, p. 115

1. b
2. a
3. a
4. c

### CONVERSATION Ex. 3B, p. 115

- Liz: It's awesome that you're running a marathon. So why are you doing it?
- Su-min: I like to challenge myself. Also, I'm raising money for charity.
- Liz: Wow. Good for you! How's the training going?
- Su-min: It's going well! I found some trainers to work with at the gym here. They're very helpful.
- Liz: I'm sure you'll do great!
- Su-min: What about you? What's going on in your life?

## LESSON 2 Talk about what if situations

### VOCABULARY Ex. 1B, p. 116

bring an end to... world hunger, human suffering  
volunteer at... a local school, a homeless shelter  
raise money for... medical research, animal welfare

### PRONUNCIATION Ex. 3B, p. 117

1. did you
2. Would you
3. Would you

### CONVERSATION Ex. 4A, p. 117

1. a
2. c

### CONVERSATION Ex. 4B, p. 117

- Su-min: If you didn't have to work, what would you do?
- Liz: That's a good question. I'd like to help children get a better education.
- Su-min: How would you do that?
- Liz: I'd work with local schools to start reading programs. What about you? What would you do?

## LESSON 3 Tell someone's success story

### VOCABULARY Ex. 1B, p. 118

1. realize
2. make a choice, come to a crossroads, change your mind, have a change of heart
3. end up, fall into, happen by chance

### PRONUNCIATION Ex. 3B, p. 119

1. I moved / into a new apartment / two weeks ago.
2. She wanted to do something / to make the world / a better place.
3. They've built houses / in five states / so far.
4. I didn't know / where my brother was / until a year ago.
5. I can't believe / that I left my phone / in my car!

### LISTENING Ex. 4A, p. 119

1, 2

### LISTENING Ex. 4B, p. 119

1. Her father died.
2. Her mother gave the children up for adoption.
3. She was adopted.
4. She started a charity for homeless families.
5. Her mother moved into one of her homes.

## LESSON 4 Read about reducing waste

### CHECK YOUR UNDERSTANDING Ex. 3A, p. 121

c

### CHECK YOUR UNDERSTANDING Ex. 3B, p. 121

1, 4, 5, 6

### CHECK YOUR UNDERSTANDING Ex. 3C, p. 121

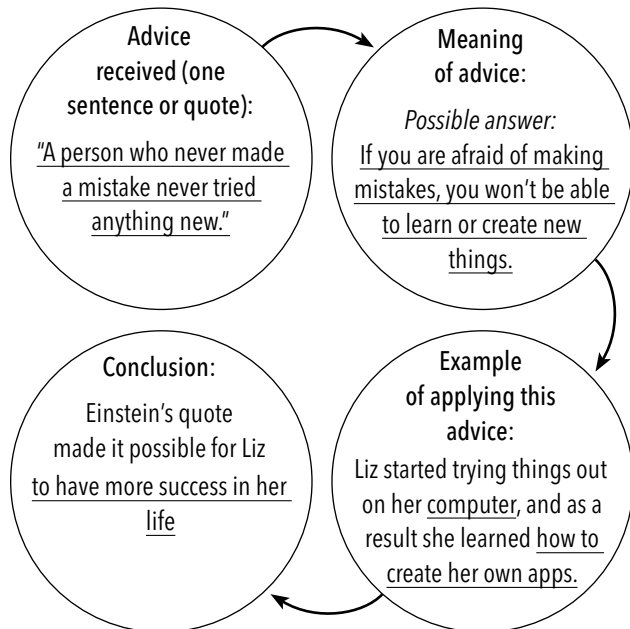
a

### CHECK YOUR UNDERSTANDING Ex. 3D, p. 121

1. b
2. a
3. c

## LESSON 5 Write about good advice

### BEFORE YOU WRITE Ex. 1C, p. 122



### FOCUS ON WRITING Ex. 2, p. 122

I once had a teacher who shared with me this quote from Albert Einstein: "A person who never made a mistake never tried anything new." I was only 12 years old when she told me this, but I have never forgotten it. It's definitely the best advice I've ever received.

Before getting that advice, I was sometimes afraid to try new things. I was smart, curious, and creative. However, I worried that I would make a mistake, or that the result wouldn't be very good. But this quote really made me think. Einstein was a brilliant man, so if he wasn't afraid to make mistakes, why should I be afraid?

I loved computer games and apps. So I started playing around with my computer and trying different things. And, yes, I made a lot of mistakes. Most of my ideas didn't work. But from each mistake, I learned something new. And eventually, I figured out how to create my own apps. It felt so amazing. I realized that it's really worth it to keep trying, to keep pushing, and not to give up just because of a few mistakes.

I truly believe that Einstein's quote made it possible for me to have more success in my life.

## PUT IT TOGETHER

### MEDIA PROJECT Ex. 1A, p. 124

Possible answer:

She wants to visit Bali.

### MEDIA PROJECT Ex. 1B, p. 124

Possible answers:

1. She had seen a video about Balinese art. She wants to study art in Bali.
2. They make cloth, paint, make wooden figures and decorations, play music, and dance.
3. She would study woodcarving. / She would study art.

## GRAMMAR BACKMATTER

### UNIT 1, LESSON 1, p. 125

#### Ex. A

- |               |               |
|---------------|---------------|
| 1. no article | 6. no article |
| 2. a          | 7. a          |
| 3. no article | 8. no article |
| 4. the        | 9. an         |
| 5. a          |               |

#### Ex. B

- |        |        |
|--------|--------|
| 1. the | 6. the |
| 2. Ø   | 7. the |
| 3. an  | 8. a   |
| 4. a   | 9. the |
| 5. Ø   |        |

#### Ex. C

- |        |      |
|--------|------|
| 1. Ø   | 6. Ø |
| 2. Ø   | 7. Ø |
| 3. the | 8. a |
| 4. an  | 9. Ø |
| 5. the |      |

### UNIT 1, LESSON 2, p. 126

#### Ex. A

- |               |               |
|---------------|---------------|
| 1. that / X   | 6. where      |
| 2. who / that | 7. that / X   |
| 3. that       | 8. who / that |
| 4. when       | 9. where      |
| 5. that / X   |               |

**Ex. B**

1. I love the necklace that you are wearing.
2. This is the silver bracelet ~~that~~ I bought in New Mexico.
3. The man who / that is wearing a red tie is my brother.
4. He's the celebrity who / that always wears expensive jewelry.
5. Can you tell me the name of a store where I can buy some cool sunglasses?
6. I'll always remember the day ~~when~~ my mother gave me this ring.
7. Can you show me the silver watch that is behind the gold one?
8. The coffee shop where I ate delicious cake is around the corner.
9. Do you see the girl who / that looks like a famous singer?

**Ex. C**

1. where my sister works
2. that she got in New York
3. that belonged to Sue's father
4. where they sell old jewelry
5. when you're in town
6. who made these shoes
7. who made this bracelet
8. where she can buy a new pair

**UNIT 1, LESSON 3, p. 127****Ex. A**

- |                         |                       |
|-------------------------|-----------------------|
| 1. old, black-and-white |                       |
| 2. long, silk           | 6. antique, French    |
| 3. modern, gray         | 7. fancy, gold        |
| 4. rough, old, leather  | 8. perfect, red, silk |
| 5. large, round, glass  | 9. large, oval        |

**Ex. B**

1. interesting old
2. big red
3. tall wooden
4. pretty glass
5. beautiful antique
6. Turkish wool
7. large rectangular
8. colorful, cotton
9. shiny, porcelain

**Ex. C**

1. blue cotton
2. shiny metal
3. new, Italian, leather
4. fancy glass
5. antique, wooden
6. plain, white
7. rectangular, black
8. beautiful, long, brown

**UNIT 2, LESSON 1, p. 128****Ex. A**

- |          |             |
|----------|-------------|
| 1. must  | 6. must not |
| 2. might | 7. might    |
| 3. could | 8. couldn't |
| 4. may   | 9. couldn't |
| 5. must  |             |

**Ex. B**

- |                |                   |
|----------------|-------------------|
| 1. may need    | 5. might not need |
| 2. could lose  | 6. must not have  |
| 3. couldn't be | 7. could be       |
| 4. might like  | 8. must be        |

**Ex. C**

- |      |      |
|------|------|
| 1. a | 5. a |
| 2. b | 6. a |
| 3. a | 7. a |
| 4. b | 8. b |

**UNIT 2, LESSON 2, p. 129****Ex. A**

1. has been snowing
2. have caused
3. have been watching
4. have come
5. has snowed
6. have been fighting
7. have been reporting
8. have been driving
9. has damaged

**Ex. B**

1. has issued
2. has been forming
3. have been preparing
4. have sold out
5. have hit
6. has not/hasn't been
7. have left
8. have been asking
9. have caused

**Ex. C**

1. completed action
2. continuing action
3. completed action
4. completed action
5. continuing action
6. completed action
7. continuing action
8. continuing action
9. completed action

**UNIT 2, LESSON 3, p. 130**

**Ex. A**

1. the lightning was so close
2. we evacuated so quickly
3. it was such a big landslide
4. it's raining so heavily
5. they are such great neighbors
6. the wind was so strong

**Ex. B**

1. so
2. so
3. so
4. such
5. so
6. so
7. such
8. so
9. such

**Ex. C**

1. The rain was so bad that we lost power for days.
2. The roads are so icy that cars are sliding everywhere.
3. It was such a powerful earthquake that large cracks appeared in the ground.
4. The tornado was so weak that no damage was done.
5. The fire burned so slowly that people had time to evacuate.
6. The landslide caused such terrible damage that many homes were destroyed.
7. The trees were burnt so badly that their trunks were black.
8. They are having such a severe drought that lakes are drying up.
9. The water on the streets is so deep that people are using boats instead of cars.

**UNIT 3, LESSON 1, p. 131**

**Ex. A**

1. We saw him working late.
2. They elected Mr. Jones / him president.
3. I found the email sitting in my inbox.
4. They will be painting my office light blue.
5. We heard the copy machine making strange noises.
6. She considered the award an honor.
7. I saw the new manager walking into his office.

**Ex. B**

1. makes me frustrated
2. found it interesting
3. call me Rob
4. made it too strong
5. keep it neat
6. paint them yellow
7. making him a senior designer
8. keep us busy
9. finding them difficult to work with

**Ex. C**

- |            |             |
|------------|-------------|
| 1. boring  | 5. angry    |
| 2. excited | 6. the best |
| 3. perfect | 7. nervous  |
| 4. great   | 8. ready    |

### UNIT 3, LESSON 2, p. 132

#### Ex. A

1. could set up
2. What if we finish
3. could order
4. How about we brainstorm / How about brainstorming
5. I suggest (that) we send them
6. Why don't we meet

#### Ex. B

1. that we give them some feedback.
2. we talk to the designers about it?
3. we set up a daily meeting?
4. give them another chance.
5. set some goals for the project?
6. we brainstorm some ideas together?
7. that we meet this morning.
8. I offer some suggestions?

#### Ex. C

1. we meet
2. we use
3. we set
4. we work late
5. We could have
6. What if we brainstorm
7. How about giving
8. What if we have

### UNIT 3, LESSON 3, p. 133

#### Ex. A

1. to set up the room ahead of time
2. to clean up all workspaces in advance
3. to arrive by 9:30 and greet the visitors
4. to not be late
5. to not bring laptops to the meeting
6. to be available for questions after the meeting

#### Ex. B

1. said to arrive by 9:00 a.m.
2. told us to reserve the meeting rooms online
3. told him to get coffee for the meeting
4. said to review the brochure
5. told me to pick up the client at the hotel
6. told us not to be late for the company meeting
7. said not to come in early tomorrow

#### Ex. C

1. bring laptops
2. take notes
3. don't arrive late
4. fix mistakes in the brochure
5. don't print the brochure
6. finalize the design
7. don't book a room
8. order coffee

### UNIT 4, LESSON 1, p. 134

#### Ex. A

1. didn't use to have; has
2. used to / would write; send
3. has; used to have
4. used to shop; buys
5. used to own; uses
6. didn't use to get on; uses

#### Ex. B

1. Did; use to work
2. used to go / would go
3. use to stay in touch, used to call
4. used to post
5. didn't use to talk
6. used to write / would write

#### Ex. C

1. a. past      b. present
2. a. past      b. present
3. a. present   b. past
4. a. past      b. present

## UNIT 4, LESSON 2, p. 135

### Ex. A

- |                   |                   |
|-------------------|-------------------|
| 1. So does        | 4. Neither does   |
| 2. doesn't either | 5. So does        |
| 3. does, too      | 6. doesn't either |

### Ex. B

1. I do, too / So do I
2. Neither do we / We don't either
3. So do I / I do, too
4. Neither do I / I don't either
5. So do we / We do, too
6. So do I / I do, too

### Ex. C

- |               |               |
|---------------|---------------|
| 1. Jack, Nina | 5. Nina       |
| 2. Nina       | 6. Jack, Nina |
| 3. Jack, Nina | 7. Jack, Nina |
| 4. Jack, Nina | 8. Jack       |

## UNIT 4, LESSON 3, p. 136

### Ex. A

1. The movie was made in 1994.
2. The soundtrack was written by jazz musician Toni Brown.
3. The movie was not liked by many critics.
4. The character Arlene is played by Frida French in a new musical, *The Watchers*.
5. The movie was not completed on time.
6. Warren Oakes is known for his action films.
7. The most amazing theater costumes are created by Beth Atwood.

### Ex. B

- |                 |                  |
|-----------------|------------------|
| 1. was adapted  | 5. is discovered |
| 2. was written  | 6. were shot     |
| 3. is played    | 7. was given     |
| 4. is not known |                  |

### Ex. C

- |             |          |
|-------------|----------|
| 1. made     | 4. chose |
| 2. directed | 5. shot  |
| 3. plays    | 6. gave  |

## UNIT 5, LESSON 1, p. 137

### Ex. A

- |              |                |
|--------------|----------------|
| 1. don't you | 6. don't they  |
| 2. have you  | 7. doesn't it  |
| 3. don't you | 8. isn't it    |
| 4. do you    | 9. aren't they |
| 5. was it    |                |

### Ex B

- |                |                |
|----------------|----------------|
| 1. agreement   | 6. agreement   |
| 2. information | 7. information |
| 3. agreement   | 8. agreement   |
| 4. information | 9. information |
| 5. agreement   |                |

### Ex. C

- |           |           |
|-----------|-----------|
| 1b. False | 3a. False |
| 1c. True  | 3b. False |
| 2a. True  | 4a. True  |
| 2b. True  | 4b. True  |

## UNIT 5, LESSON 2, p. 138

### Ex. A

- |                     |                     |
|---------------------|---------------------|
| 1. would prefer not | 6. would prefer not |
| 2. would prefer     | 7. would rather not |
| 3. would rather     | 8. Would, rather    |
| 4. would rather     | 9. would rather not |
| 5. Would, prefer    |                     |

### Ex. B

1. No, I would/'d rather eat pizza
2. Would you prefer to have soup or salad
3. would rather have cake / 'd rather have cake
4. would prefer not to go out on Saturday / 'd prefer not to go out on Saturday
5. would rather call ahead for a table / 'd rather call ahead for a table
6. would prefer to meet at 7:00 / 'd prefer to meet at 7:00
7. would rather not have any dressing / 'd rather not have any dressing
8. would prefer not to eat red meat / 'd prefer not to eat red meat
9. Would you rather sit by the window

Ex.C

- |          |          |
|----------|----------|
| 1. woman | 4. man   |
| 2. man   | 5. woman |
| 3. man   | 6. man   |

UNIT 5, LESSON 3, p. 139

Ex. A

1. enough
2. much, a few
3. enough, few
4. a little
5. much, some
6. a lot of, a few
7. some, a lot of
8. a lot of, a piece of

Ex. B

- |                      |             |
|----------------------|-------------|
| 1. a little          | 4. a jar of |
| 2. a few             | 5. enough   |
| 3. much, a bottle of | 6. any      |

Ex. C

1. a few dollars
2. much time
3. many friends
4. a few tables
5. any ideas
6. a lot of work
7. enough light
8. A lot of people

UNIT 6, LESSON 1, p. 140

Ex. A

Do you hate going to the gym? Do you enjoy doing things outside?

Then join the Outdoor Fitness Club!

We are a group of people that loves being active outdoors.

- We enjoy rock climbing at Big Rock State Park.
- Running is our most popular activity. Run with us on Saturday mornings.
- We love hiking in nearby parks and forests.
- We offer beginning and advanced groups for cycling. Join a monthly ride.

The Outdoor Fitness Club has something for everyone. Come join us today!

Ex. B

1. Watching sports on TV is exciting.
2. I enjoy watching exercise videos.
3. We are talking about meeting on Saturday.
4. Running a marathon is tiring.
5. Not eating fast food will help you lose weight.
6. Arun likes being active outdoors.
7. His doctor suggested eating less sugar.
8. Not running will help your foot heal.

Ex. C

- |               |                    |
|---------------|--------------------|
| 1. exercising | 5. working out     |
| 2. running    | 6. kick boxing     |
| 3. being      | 7. weight training |
| 4. doing      | 8. going           |

UNIT 6, LESSON 2, p. 141

Ex. A

- |                         |                       |
|-------------------------|-----------------------|
| 1. was going to run     | 5. was going to make  |
| 2. wasn't going to work | 6. were going to take |
| 3. was going to go      | 7. was going to take  |
| 4. were going to come   |                       |

Ex. B

1. wasn't going to answer
2. was going to exercise
3. were going to finish
4. was going to run
5. Were, going to text
6. weren't going to work
7. wasn't going to check
8. was going to visit
9. Was, going to cycle

Ex. C

1. False; His car broke down.
2. True
3. False; There was a hurricane.
4. False; The boss wasn't in her office.
5. True
6. False; He was too busy.
7. True
8. True
9. False; He will go tomorrow.

## UNIT 6, LESSON 3, p. 142

### Ex. A

- |            |          |
|------------|----------|
| 1. at      | 5. until |
| 2. during  | 6. at    |
| 3. between | 7. by    |
| 4. for     | 8. since |

### Ex. B

- |           |           |
|-----------|-----------|
| 1. before | 5. on     |
| 2. since  | 6. during |
| 3. by     | 7. for    |
| 4. until  | 8. after  |

### Ex. C

1. got up early in the morning.
2. ran until 7:30.
3. had coffee and breakfast after her run.
4. went to the store for about an hour.
5. went rock climbing in the afternoon.
6. didn't put away his phone before the climb.
7. couldn't answer his phone during rock-climbing.
8. called his father back after dinner.

## UNIT 7, LESSON 1, p. 143

### Ex. A

1. the copier is
2. Ava needs this
3. my files are missing
4. Mona is
5. we install the program
6. I should do about this problem
7. I can find some pens
8. we are meeting
9. I should email about this

### Ex. B

1. where the meeting is
2. what time it starts
3. what the purpose of the meeting is
4. who is attending
5. what topics we are discussing
6. how I can access the project documents
7. what I need to bring
8. how I add my name to the meeting list

### Ex. C

- |          |          |
|----------|----------|
| 1. Where | 5. Who   |
| 2. How   | 6. Where |
| 3. When  | 7. Who   |
| 4. Why   | 8. What  |

## UNIT 7, LESSON 2, p. 144

### Ex. A

1. not nearly as scary as
2. as supportive as
3. not as intimidating as
4. as challenging as
5. just as hot as
6. not nearly as bad as
7. just as enthusiastic as

### Ex. B

1. not nearly as busy
2. almost as experienced as
3. not nearly as challenging as
4. not as confident as
5. just as talented as
6. not nearly as difficult as
7. not nearly as laid-back as

### Ex. C

- |                             |                     |
|-----------------------------|---------------------|
| 1. less useful              | 5. a lot more       |
| 2. as exciting as           | 6. better           |
| 3. much less<br>challenging | 7. more nervous     |
| 4. more supportive          | 8. a little smaller |
|                             | 9. excited          |

## UNIT 7, LESSON 3, p. 145

### Ex. A

1. I will check in with my manager.
2. We have run out of paper.
3. I can set up the projector. / I can set the projector up.
4. Let's go over the feedback tomorrow.
5. I need to get on the Internet.
6. Pedro hasn't figured it out yet.
7. Fatima put together a plan for the party. / Fatima put a plan together for the party.
8. Dana went through the process carefully.



**Ex. B**

- |                      |                    |
|----------------------|--------------------|
| 1. backed it up      | 6. put it together |
| 2. check in with her | 7. set them up     |
| 3. ran out of it     | 8. go through it   |
| 4. go over them      | 9. turned it on    |
| 5. figured it out    |                    |

**Ex. C**

1. turn on
2. go over
3. figure it out
4. back up
5. set up
6. check in
7. put some ideas together
8. went through

**UNIT 8, LESSON 1, p. 146****Ex. A**

1. Dana may be getting sick
2. Ahmet might be coming down with the flu.
3. They may be talking to the doctor now.
4. Ari could be resting.
5. Sara might not be working today.
6. I might be getting a migraine.

**Ex. B**

1. might be getting
2. might be coming down with
3. might not be feeling
4. Could, be sleeping
5. might be getting
6. could be making

**Ex. C**

1. b
2. a, c, d
3. a, b

**UNIT 8, LESSON 2, p. 147****Ex. A**

- |               |               |
|---------------|---------------|
| 1. As soon as | 5. until      |
| 2. while      | 6. After      |
| 3. when       | 7. as long as |
| 4. before     | 8. whenever   |

**Ex. B**

1. before you go to bed
2. while you are contagious
3. before you take any medicine
4. Whenever my family gets sick
5. until my cold was gone
6. As long as you have the flu
7. After I took the cold medicine
8. When you are contagious
9. as soon as you feel better

**Ex. C**

- |      |      |
|------|------|
| 1. e | 5. f |
| 2. g | 6. h |
| 3. a | 7. b |
| 4. c | 8. d |

**UNIT 8, LESSON 3, p. 148****Ex. A**

- |                          |                             |
|--------------------------|-----------------------------|
| 1. get, will miss        | 6. get, will end up         |
| 2. don't rest, won't get | 7. takes, will go away      |
| 3. will feel, drinks     | 8. will, do, get            |
| 4. am, won't come        | 9. don't treat, will spread |
| 5. Will, call, feel      |                             |

**Ex. B**

1. If I get the flu,
2. I will call the doctor
3. If he feels bad,
4. If you are contagious,
5. If you take this medicine,
6. I won't come to the party
7. If you have time,
8. You won't recover

**Ex. C**

- |      |      |
|------|------|
| 1. b | 6. b |
| 2. b | 7. a |
| 3. a | 8. a |
| 4. b | 9. b |
| 5. b |      |

## UNIT 9, LESSON 1, p. 149

### Ex. A

- |               |              |
|---------------|--------------|
| 1. herself    | 6. yourself  |
| 2. himself    | 7. herself   |
| 3. ourselves  | 8. himself   |
| 4. themselves | 9. ourselves |
| 5. myself     |              |

### Ex. B

- |                           |                        |
|---------------------------|------------------------|
| 1. disappointed in myself | 5. taught myself       |
| 2. ashamed of herself     | 6. help yourselves     |
| 3. blame yourself         | 7. surprised at myself |
| 4. enjoyed ourselves      | 8. mad at himself      |
|                           | 9. told myself         |

### Ex. C

- |                               |                      |
|-------------------------------|----------------------|
| 1. proud of herself           | 4. promised himself  |
| 2. disappointed in themselves | 5. helped themselves |
| 3. mad at herself             | 6. blames himself    |

## UNIT 9, LESSON 2, p. 150

### Ex. A

- |                         |                               |
|-------------------------|-------------------------------|
| 1. was walking, saw     | 6. didn't hear, were sleeping |
| 2. was driving, ran out |                               |
| 3. was getting, put on  | 7. were singing, stopped      |
| 4. walked, was playing  |                               |
| 5. were surfing, saw    | 8. hurt, was kicking          |

### Ex. B

1. While she was living in China, she started learning English.
2. While she was living in China, she got a college scholarship. / When she was living in China, she got a college scholarship.
3. She got a part-time job when she was attending college. / She got a part-time job while she was attending college.
4. While she was going to college, she met Adam. / When she was going to college, she met Adam.
5. She started work at TCI Group while she was going to graduate school. / She started work at TCI Group when she was going to graduate school.

6. While she was working at TCI Group, she got married. / When she was working at TCI Group, she got married.
7. While she was running her own business, she had her daughter. / When she was running her own business, she had her daughter.
8. While she was raising her daughter, she expanded her business. / When she was raising her daughter, she expanded her business.

### Ex. C

1. 2 starts graduate school; 1 lives in New York
2. 2 meets wife; 1 goes to graduate school
3. 1 works at Brown Engineering; 2 gets married
4. 2 company goes out of business; 1 looks for a larger apartment
5. 2 hears about a job in Houston; 1 talks to college roommate in Houston

## UNIT 9, LESSON 3, p. 151

### Ex. A

1. drinks coffee to stay awake
2. reads to relax
3. practices a lot to get better
4. sat down to rest
5. went to the cafeteria to eat
6. works out to stay fit
7. used my phone to take a selfie
8. had a party to surprise our parents
9. going to Egypt to see the pyramids

### Ex. B

1. I went to China to study Chinese.
2. My parents called to wish me a happy birthday.
3. Rasha got up early to take the kids to school.
4. I watch American movies to improve my English.
5. Matt went outside to get some fresh air.
6. I will get a part-time job to earn some extra money.
7. We are going on vacation to relax.
8. Gina always shops online to save time.
9. I went to the doctor to get a flu shot.

### Ex.C

1. to get ice cream
2. to get new brakes
3. to learn French
4. to exercise
5. to get coffee
6. to visit the Kennedy space center
7. to pick up his family
8. to buy bread

### UNIT 10, LESSON 1, p. 152

#### Ex. A

1. Yuri hopes that she graduates law school.
2. I think Marco is a good boss.
3. Luisa dreamed her parents were coming to visit.
4. Tara read scientists found a cure for allergies.
5. Next term we hope our grades will be better.
6. I heard Rose will start her own business.
7. I agree we need to set some goals right away.

#### Ex. B

1. Alan is worried (that) he can't afford a new car right now.
2. Jack is disappointed (that) he didn't get a promotion.
3. Ana and Lucas are sad (that) they have to move.
4. Dan's family is happy (that) he is moving back to China.
5. The team was excited (that) they got an award.
6. Murat is surprised (that) his friends forgot his birthday.

#### Ex. C

1. my roommate gets
2. he's getting
3. we would visit
4. the new restaurant is opening
5. he can see
6. Luis will move in
7. she'll be
8. everyone will like

### UNIT 10, LESSON 2, p. 153

#### Ex. A

1. didn't work, would volunteer
2. weren't, what would, do
3. drove, would help
4. would travel, had
5. weren't, would exercise
6. asked, would help
7. would, do, had
8. worked, would achieve

#### Ex. B

1. If I weren't so busy
2. I would get my own apartment
3. I would start a business
4. She wouldn't be happy
5. What would you do
6. we found new jobs
7. If they needed help
8. He would get a promotion

#### Ex. C

1. If I were rich, I'd build houses in poor communities.
2. If I had more time, I'd volunteer at an animal shelter.
3. If I had just one wish, I'd wish for world peace.
4. If I were a doctor, I'd work for Doctors Without Borders.
5. If I had my own business, I'd give 10% of my profits to charity.
6. If I didn't have to work, I'd work to end world hunger.
7. If I could help one animal survive, I'd help the elephant.
8. If I were a lawyer, I'd blog about injustice

### UNIT 10, LESSON 3, p. 154

#### Ex. A

1. had gone
2. had attended, set
3. hadn't eaten
4. had had, had set
5. had been, had written
6. had finished, met
7. hadn't left
8. had worked, had

#### Ex. B

1. had broken down
2. had visited the United States
3. had done volunteer work
4. hadn't realized I loved horses
5. had gotten an engineering degree

#### Ex. C

- |         |         |
|---------|---------|
| 1. 1, 2 | 5. 2, 1 |
| 2. 2, 1 | 6. 2, 1 |
| 3. 1, 2 | 7. 2, 1 |
| 4. 1, 2 | 8. 1, 2 |

## VOCABULARY PRACTICE

### UNIT 1, LESSON 4, p. 155

- |                |               |
|----------------|---------------|
| 1. last        | 5. temporary  |
| 2. significant | 6. immediate  |
| 3. network     | 7. possession |
| 4. eat out     | 8. joy        |

### UNIT 2, LESSON 4, p. 155

- |      |      |
|------|------|
| 1. b | 5. c |
| 2. a | 6. b |
| 3. c | 7. b |
| 4. a |      |

### UNIT 3, LESSON 4, p. 156

1. assumptions
2. arrest
3. relevant
4. criminal
5. obvious
6. flexible

### UNIT 4, LESSON 4, p. 156

- |             |              |
|-------------|--------------|
| 1. industry | 4. remote    |
| 2. shoot    | 5. authentic |
| 3. scenes   | 6. bonus     |

### UNIT 5, LESSON 4, p. 156

- |             |             |
|-------------|-------------|
| 1. superb   | 5. skip     |
| 2. tender   | 6. tough    |
| 3. to order | 7. intimate |
| 4. options  |             |

### UNIT 6, LESSON 4, p. 157

- |      |      |
|------|------|
| 1. c | 5. b |
| 2. a | 6. a |
| 3. c | 7. c |
| 4. a | 8. b |

### UNIT 7, LESSON 4, p. 157

- |                  |               |
|------------------|---------------|
| 1. pile up       | 5. distracted |
| 2. notifications | 6. focus      |
| 3. deadline      | 7. dread      |
| 4. catch up      | 8. productive |

### UNIT 8, LESSON 4, p. 158

1. outside
2. changes to gas
3. hot and wet
4. new information
5. comes out of their skin
6. don't include them
7. nervous
8. make a sound or action

### UNIT 9, LESSON 4, p. 158

- |      |      |
|------|------|
| 1. d | 4. f |
| 2. e | 5. a |
| 3. b | 6. c |

### UNIT 10, LESSON 4, p. 158

- |                   |              |
|-------------------|--------------|
| 1. sustainability | 5. transport |
| 2. perspective    | 6. compost   |
| 3. scrap          | 7. peel      |
| 4. profit         | 8. landfill  |